


DORMAA EAST DISTRICT ASSEMBLY

Administration, P. O. Box 5, Wamfie, B/A Region.



In case of reply, the number and date of this letter should be quoted

Your Ref:

Our Ref: DEDA/04/10/03/03

Tel: 0243-389575/0244-503160
Fax

Crest of DEDA Republic of Ghana

Date: 30th October, 2023

APPROVAL STATEMENT

The 2024 Cash Plan of the Dormaa East District Assembly was approved by a Resolution of the Assembly at its General Assembly meeting held on Monday, 30th October, 2023 at the District Assembly Conference Hall, Wamfie. The total budget for the 2024 fiscal year is summarised below;

Compensation of Employees
GH¢ 4,366,427.59

Goods and Service
GH¢ 4,125,665.96

Capital Expenditure
GH¢ 2,928,885.46

Total Budget: GH¢ 11,420,979.01

MR. BRAIMAH MURTALA
DISTRICT CO-ORDINATING DIRECTOR

DATE: 30/10/23.....

HON. DANIEL ACQUAH
PRESIDING MEMBER

DATE: 30/10/23.....

MMDA WORKCASH PLAN TEMPLATE

SUMMARY REPORT

Year: 2024

Year: 2024

Overall Financials Annuals: Compliance by Expenditure Item (Normal - Policy Infract)

Expenditure classification	Expenditure sub-classification	Arrears 2023	2024 Budget	Jan	Feb	Mar	Apr	May	Jun	Jul	Aug	Sep	Oct	Nov	Dec	Total
Compensation of Employees	Salary	-	4,245,491.59	353,790.97	353,790.97	353,790.97	353,790.97	353,790.97	353,790.97	353,790.97	353,790.97	353,790.97	353,790.97	353,790.97	353,790.97	4,245,491.59
	Salary Related Allowance	-	-	-	-	-	-	-	-	-	-	-	-	-	-	-
	Non-salary related allowance	-	-	-	-	-	-	-	-	-	-	-	-	-	-	-
	IGF	-	120,936.00	6,328.00	6,328.00	6,328.00	6,328.00	6,328.00	6,328.00	6,328.00	6,328.00	6,328.00	6,328.00	6,328.00	6,328.00	120,936.00
Goods & Services	GoG	-	98,500.00	6,300.00	2,200.00	22,766.67	14,200.00	20,933.33	1,333.33	20,933.33	20,933.33	7,633.33	2,200.00	2,200.00	2,200.00	98,500.00
	IGF	-	539,880.00	19,613.33	19,913.33	102,443.33	19,613.33	19,913.33	77,443.33	22,613.33	60,413.33	67,943.33	32,613.33	49,413.33	47,943.33	539,880.00
	DACF (Assembly)	-	1,823,847.77	19,834.08	85,173.15	626,194.08	113,060.36	255,983.37	94,194.08	49,834.08	150,173.15	82,194.08	94,834.08	170,173.15	82,194.08	1,823,847.77
	DACF (MP)	-	659,093.38	-	164,773.35	-	-	-	-	164,773.35	-	-	-	-	164,773.35	659,093.38
Capital Expenditure	DACF (PWD)	-	312,908.16	-	78,227.04	-	-	-	78,227.04	-	-	-	-	78,227.04	-	312,908.16
	DACF (MSHAP)	-	15,711.36	-	-	-	-	15,711.36	-	-	-	-	-	-	-	15,711.36
	DP (UNICEF)	-	25,000.00	-	-	8,333.33	-	-	8,333.33	-	-	-	8,333.33	-	-	25,000.00
	DP (GPSNP)	-	726,731.29	-	181,682.82	-	-	181,682.82	-	181,682.82	-	-	181,682.82	-	-	726,731.29
Total	DACF-RFG Capacity	-	24,000.00	-	-	-	-	24,000.00	-	-	-	-	-	-	-	24,000.00
	GoG Asset	-	25,180.00	25,180.00	-	-	-	-	-	-	-	-	-	-	-	25,180.00
	IGF	-	158,926.18	-	43,938.33	-	7,111.20	20,000.00	-	-	43,938.33	-	-	43,938.33	-	158,926.18
	DACF (Assembly)	148,488.76	668,488.76	-	-	249,488.76	20,000.00	-	200,000.00	-	200,000.00	-	-	-	-	668,488.76
Total	DACF (MP)	-	50,000.00	-	-	16,666.67	-	-	16,666.67	-	16,666.67	-	-	-	-	50,000.00
	DACF-RGF Investment	-	1,104,034.00	-	-	288,508.50	-	-	238,508.50	-	288,508.50	-	-	-	-	1,104,034.00
	DP (GPSNP)	226,976.52	822,256.52	-	169,644.02	229,972.50	47,640.00	-	125,000.00	-	125,000.00	-	-	-	125,000.00	822,256.52
		375,465.28	11,420,979.01	431,046.38	1,105,671.00	1,948,492.81	583,743.86	898,343.19	1,364,598.60	432,566.38	1,276,926.98	923,764.88	685,215.87	868,844.16	903,764.88	11,420,979.01

To be signed off after full alignment with the Ministry of Finance

Signature




Responsible Officer:
OCKRAH-ANYIM EVANS

819,742.18 Coordinating Director

Name

MR. BRAIMAH INURTALA

Signature



HON. EMMANUEL KOFI AGYEMAN

Chief Executive

MMDA WORK/CASH PLAN TEMPLATE
GOODS AND SERVICES

A. DORWAA EAST DISTRICT ASSEMBLY
MMDA Work/Cash Plan for Goods and Services

Month	Jan	Feb	Mar	Apr	May	Jun	Jul	Aug	Sep	Oct	Nov	Dec
2024 Budget	5,000.00					5,000.00						
Arrears 2023												
Funds Source												
ration of 5 meeting in basic schools to implement												
As project which aimed at increasing												
es on participation of women and children in												
ty development												
of roadside			40,000.00									
DACF			100,000.00									
DACF			100,000.00									
DACF			114,000.00									
Implement O & M action plan			100,000.00									
and installation of signs			100,000.00									
DACF			100,000.00									
Local Plans			20,000.00									
DACF			20,000.00									
on of fallow												
DACF								50,000.00				
on of District composite Action Plan & Budget												
ment of consumables and Office equipment		15,000.00			15,000.00					15,000.00		
DACF		15,000.00			15,000.00				15,500.00		100,000.00	
to National and Official Day celebrations			40,000.00			15,500.00						15,500.00
Monitoring & Evaluation of all programs and			15,500.00									
DACF			15,500.00									
statutory meetings of the Assembly and Other			21,860.00			21,860.00						21,860.00
DACF			21,860.00			21,860.00			21,860.00			
DCE's community tour			10,000.00			10,000.00						10,000.00
DACF			10,000.00			10,000.00			10,000.00			
Townhall meetings			15,000.00			15,000.00						15,000.00
DACF			15,000.00			15,000.00			15,000.00			
for Protocols				30,000.00	40,000.00							
DACF				30,000.00	40,000.00							
and Capacity Building												
DACF												
Response Initiatives to malaria				13,226.28								
DACF				13,226.28								
Management of the organisation				19,834.08	19,834.08	19,834.08	19,834.08	19,834.08	19,834.08	19,834.08	19,834.08	19,834.08
to Area Councils (Substructure)				19,834.08	19,834.08	19,834.08	19,834.08	19,834.08	19,834.08	19,834.08	19,834.08	19,834.08
DACF				19,834.08	19,834.08	19,834.08	19,834.08	19,834.08	19,834.08	19,834.08	19,834.08	19,834.08
ke Security patrol and neighbouring watch dog												
DACF												
Educational Fund (Educational support and												
DACF												
Assistance)												
DACF												
Response Initiatives to HIV/AIDS												
DACF												
the construction of school blocks using self help												
MP												
MP												
Educational Fund (Educational support and												
DACF												
Assistance)												
DACF												
support to market women												
MP												
support LEAP and Support 250 PWDs												
PWD												
UNICEF												
issues relating to Vulnerability (child												
DACF												
Aged)												
DACF												
and Capacity Building												
DACF												
the production of coconut and palm oil in the												
GFSNP												
GFSNP												
nd promote Casava processing												
GFSNP												
nd promote Mushroom production												
GFSNP												
nd promote Soap production												
GFSNP												
nd promote Honey production												
GFSNP												
nd promote Rabbit production												
GFSNP												
ake monitoring and field operations												
GFSNP												
76,731.29												
8,592,093.55												
Table 3 with cash required for implementation of other Goods and Services												
8,592,093.55	405,866.38	892,088.66	1,164,856.38	506,992.66	878,343.19	784,423.43	432,566.38	1,016,321.99	510,256.38	685,215.87	824,905.84	490,256.38

To be signed off after full payment with the Ministry of Finance

Signature


Name
MR. BRAMMAH MURTALA

Coordinating Director

Signature


HON. EMMANUEL KOFI AGYEMAN

Chief Executive

MMDA WORK/CASH PLAN TEMPLATE
INVESTMENT

A. DORMAA EAST DISTRICT ASSEMBLY

Requirement Other Capex

	Funds Source	Arrears 2023	2024 Budget	Jan	Feb	Mar	Apr	May	Jun	Jul	Aug	Sep	Oct	Nov	Dec
IGF	IGF	131,814.98	20,000.00	-	43,938.33	-	-	-	-	-	43,938.33	-	-	43,938.33	-
IGF	IGF	7,111.20	7,111.20	-	-	-	7,111.20	-	-	-	-	-	-	-	-
DACF	DACF	200,000.00	200,000.00	-	-	-	-	-	100,000.00	-	100,000.00	-	-	-	-
DACF	DACF	200,000.00	200,000.00	-	-	-	20,000.00	-	-	-	-	-	-	-	-
DACF	DACF	200,000.00	200,000.00	-	-	-	-	-	100,000.00	-	100,000.00	-	-	-	-
DACF	DACF	148,488.76	148,488.76	-	-	148,488.76	-	-	-	-	-	-	-	-	-
GPSNP	GPSNP	209,945.00	209,945.00	-	104,972.50	104,972.50	-	-	-	-	-	-	-	-	-
GPSNP	GPSNP	7,636.62	7,636.62	-	7,636.62	-	-	-	-	-	-	-	-	-	-
GPSNP	GPSNP	9,394.90	9,394.90	-	9,394.90	-	-	-	-	-	-	-	-	-	-
GPSNP	GPSNP	75,280.00	75,280.00	-	37,640.00	37,640.00	-	-	-	-	-	-	-	-	-
GPSNP	GPSNP	500,000.00	500,000.00	-	125,000.00	125,000.00	-	-	125,000.00	-	-	-	-	-	125,000.00
MP	MP	20,000.00	20,000.00	-	10,000.00	10,000.00	-	-	-	-	-	-	-	-	-
DACF-RFG	DACF-RFG	50,000.00	50,000.00	-	16,666.67	16,666.67	-	-	-	-	16,666.67	-	-	-	-
DACF-RFG	DACF-RFG	150,000.00	150,000.00	-	50,000.00	50,000.00	-	-	-	-	-	50,000.00	-	-	50,000.00
DACF-RFG	DACF-RFG	500,000.00	500,000.00	-	125,000.00	125,000.00	-	-	125,000.00	-	-	-	-	-	125,000.00
DACF-RFG	DACF-RFG	36,000.00	36,000.00	-	9,000.00	9,000.00	-	-	9,000.00	-	-	-	-	-	9,000.00
DACF-RFG	DACF-RFG	418,034.00	418,034.00	-	104,508.50	104,508.50	-	-	104,508.50	-	-	-	-	-	104,508.50
GoG Asset Transfer	GoG Asset Transfer	25,180.00	25,180.00	25,180.00	-	-	-	-	-	-	-	-	-	-	-
		375,485.28	2,828,885.46	25,180.00	213,582.35	783,636.43	74,751.20	20,000.00	580,175.17	-	260,604.99	413,508.50	-	43,938.33	413,508.50

populate Table 4 with cash required for implementation of Capex

To be signed off after full alignment with the Ministry of Finance

Name
Officer:
H-ANYIM EVANS

Signature



Name
MR. BRAIMAH MURTALA

Signature

Name


MR. BRAIMAH MURTALA

Coordinating Director

Chief Executive

HON. EMMANUEL KOFI AGYEMAN

Signature



MMDA WORK/CASH PLAN TEMPLATE
INVESTMENT

DA - DORMAA EAST DISTRICT ASSEMBLY

Requirement Other Capex

	Funds Source	Arrears 2023	2024 Budget	Jan	Feb	Mar	Apr	May	Jun	Jul	Aug	Sep	Oct	Nov	Dec
IGF	IGF	131,814.98	20,000.00	-	43,938.33	-	-	-	-	-	43,938.33	-	-	43,938.33	-
IGF	IGF	-	7,111.20	-	-	-	7,111.20	-	-	-	-	-	-	-	-
IGF	IGF	-	200,000.00	-	-	-	-	-	100,000.00	-	100,000.00	-	-	-	-
DACF	DACF	209,945.00	20,000.00	-	-	-	-	20,000.00	-	-	-	-	-	-	-
DACF	DACF	-	200,000.00	-	-	-	-	-	-	-	100,000.00	-	-	-	-
DACF	DACF	148,488.76	100,000.00	-	-	100,000.00	-	-	-	-	-	-	-	-	-
DACF	DACF	-	148,488.76	-	-	148,488.76	-	-	-	-	-	-	-	-	-
GFSNP	GFSNP	209,945.00	104,972.50	-	104,972.50	-	-	-	-	-	-	-	-	-	-
GFSNP	GFSNP	7,636.62	7,636.62	-	7,636.62	-	-	-	-	-	-	-	-	-	-
GFSNP	GFSNP	9,394.90	9,394.90	-	9,394.90	-	-	-	-	-	-	-	-	-	-
GFSNP	GFSNP	75,280.00	37,640.00	-	37,640.00	-	-	-	-	-	-	-	-	-	-
GFSNP	GFSNP	500,000.00	125,000.00	-	125,000.00	-	-	-	125,000.00	-	-	-	-	-	125,000.00
GFSNP	GFSNP	20,000.00	10,000.00	-	10,000.00	-	-	-	-	-	-	-	-	-	-
MP	MP	50,000.00	16,666.67	-	16,666.67	-	-	-	16,666.67	-	-	-	-	-	-
DACF-RFG	DACF-RFG	150,000.00	50,000.00	-	50,000.00	-	-	-	-	-	-	50,000.00	-	-	50,000.00
DACF-RFG	DACF-RFG	500,000.00	125,000.00	-	125,000.00	-	-	-	125,000.00	-	-	125,000.00	-	-	125,000.00
DACF-RFG	DACF-RFG	36,000.00	9,000.00	-	9,000.00	-	-	-	9,000.00	-	-	9,000.00	-	-	9,000.00
DACF-RFG	DACF-RFG	418,034.00	104,508.50	-	104,508.50	-	-	-	104,508.50	-	-	104,508.50	-	-	104,508.50
GoG Asset Transfer	GoG Asset Transfer	25,180.00	25,180.00	25,180.00	-	-	-	-	-	-	-	-	-	-	-
		375,485.28	2,828,885.46	25,180.00	213,582.35	783,636.43	74,751.20	20,000.00	580,175.17	-	260,604.99	413,508.50	-	43,938.33	413,508.50

populate Table 4 with cash required for implementation of Capex

To be signed off after full alignment with the Ministry of Finance

Name

Signature

Officer:

H-NYIMI EVANS

Coordinating Director

MR. BRAIMAH MURTALA

Name

Signature

Chief Executive

HON. EMMANUEL KOFIAGYEIMAN